

Loft Touch Latch - Frame Mounted

Product Images





Description

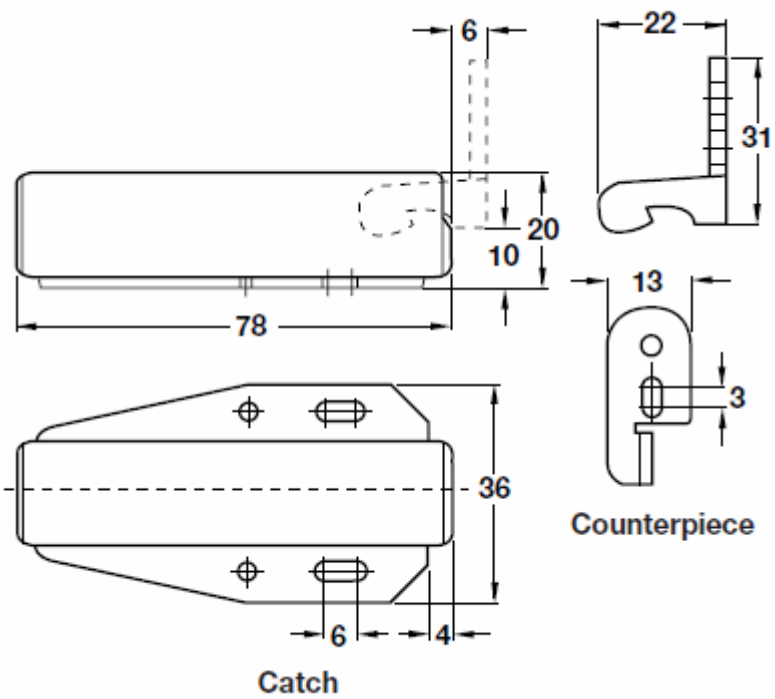
Frame Mounted Large Touch Latch

- 20075.1 Classic pattern large style "Tutch" latch for use on cabinet and cupboard doors with no handles
- This touch latch can also be used as a press to open loft latch for a loft hatch door
- Classic pattern large style "Tutch" latch for use on cabinet and cupboard doors with no handles
- This touch latch can also be used as a press to open loft latch for a loft hatch door
- This catch is mounted to the sides or top/bottom of a cabinet or cupboard door frame. The plastic receiver plate must be mounted to the inside (back) of the door
- The door is automatically opened by simply applying pressure to the door itself, thus activating the release spring in the fitting
- Light finger pressure on the door is sufficient to close it again. The metal receiver plate engages with the touch latch to hold the door closed
- This spring catch can be used on overlay or inset doors
- PLEASE NOTE - This touch latch is only suitable for use with standard butt hinges or **unsprung** blum style concealed hinges
- Ideal for use on kitchen cabinet doors, wardrobes, cupboard doors and loft hatch doors

More Information

- Base Material – Body and receiver plate are made from steel
- Finish – Bright zinc plated case (BZP)
- Unit Of Sale – The press to open large "tutch" latch is sold individually (each)

Size Details

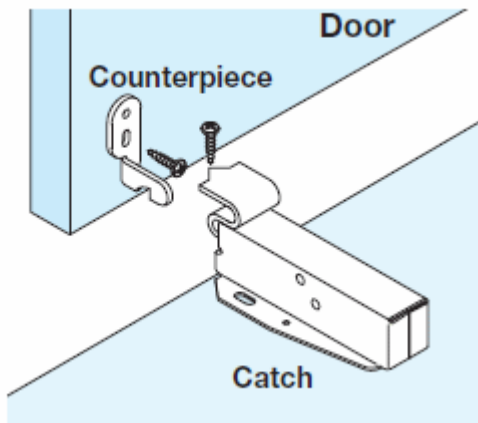


Counterpiece

Catch

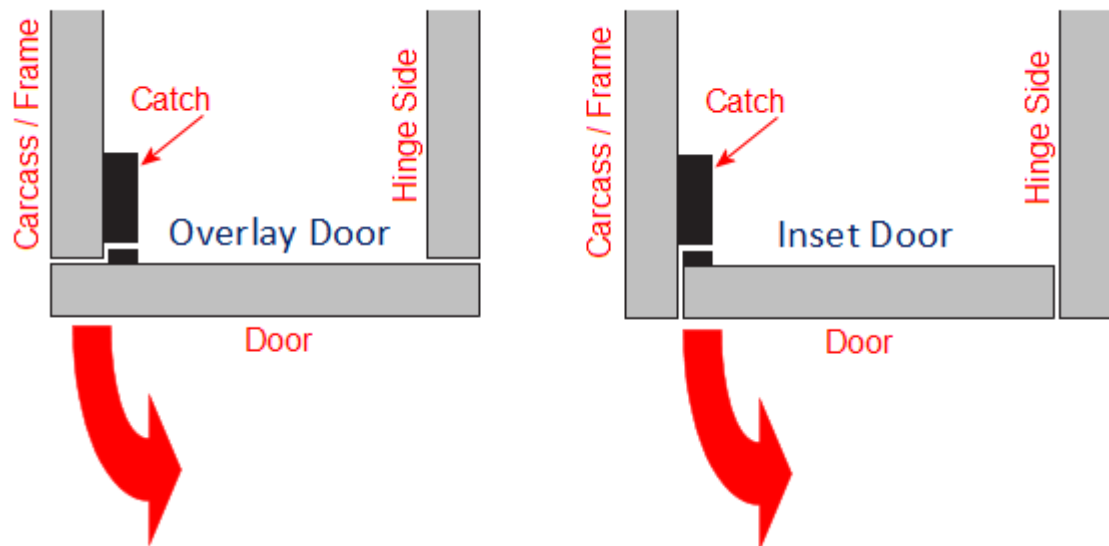
Fixings

- The body of the touch latch must be fitted to the carcass or door frame (see image)



Usage

- The door must be able to be pushed inwards by a minimum of 2mm for the spring to release
- Suitable for use on:
 - Inset doors (doors that sit inside that carcass or door frame)
 - Overlay doors (doors that sit on top of the carcass or frame)



- Standard butt hinges and unsprung blum style cabinet hinges
- Can be used as a press to open catch for loft hatch door
- Not suitable for use with sprung blum style kitchen hinges (a sprung blum hinge "snaps" the door closed)

Products in this set



20075.1 - Frame Mounted "Tutch" Latch For Press To Open Cupboard Doors And Loft Hatches - Zinc Plated - Each